

Fabbian

50 via Santa Brigida
31020 Castelminio di Resana
Treviso, Italy Tel +39 0423 4848 fax +39 423 484395
fabbian@fabbian.com www.fabbian.com

Cubetto

(*) D28A05-A55 (**) D28A07
(**) D28A09 (***) D28A11 (****) D28A14-A64

I

ATTENZIONE: LA SICUREZZA DELL'APPARECCHIO È GARANTITA SOLO CON L'USO APPROPRIATO DELLE SEGUENTI ISTRUZIONI. CONSERVARLE CON CURA.
AVVERTENZE


Prima di eseguire qualsiasi tipo di operazione togliere la tensione in rete.
Fare attenzione a non superare il Max di watt indicati per l'apparecchio.
L'apparecchio non può essere usato in ambienti umidi o all'esterno.
Per la pulizia dei vetri si raccomanda di non usare mai abrasivi o solventi.
Mai coprire l'apparecchio durante il funzionamento.

Il simbolo indica l'utilizzo di lampade autoprotette che non necessitano di schermo di protezione.

Se il cavo flessibile esterno di questo apparecchio viene danneggiato, deve essere sostituito dal costruttore o dal suo servizio di assistenza, o da personale qualificato equivalente, al fine di evitare pericoli.

Potenza massima della lampada.
Attacco lampada.

(*) 5x 48W	(**) 8x 48W	(***) 12x 48W	(****) 3x 48W
G9	G9	G9	G9

Tipo lampada. Halopin 
Apparecchio classe II
Classe di protezione. IP20

GB

ATTENTION: THE SAFETY OF THE APPLIANCE IS GUARANTEED ONLY IF IT IS PROPERLY USED, ACCORDING TO THE FOLLOWING INSTRUCTIONS, WHICH ARE TO BE KEPT.
WARNING


Always disconnect the power supply before installing or performing any maintenance operations.
Make attention of not exceeding the maximum watt indicated on the appliance.
The appliance may not be used in humid or external environments.
For cleaning the glass do not use any abrasive or solvent materials.
Never cover the appliance while in function.

The symbol mains the use of self-protection lamps, which don't need of any protection screen.

If the external flexible cable or cord of this luminaire is damaged, it shall be exclusively replaced by the manufacturer or his service agent or a similar qualified person in order to avoid a hazard.

Capacity of bulb.
Type of lampholder.

(*) 5x 48W	(**) 8x 48W	(***) 12x 48W	(****) 3x 48W
G9	G9	G9	G9

Type of bulb. Halopin 
Appliance in class II
Protection class. IP20

D

ACHTUNG: DIE SICHERHEIT DIESER BELEUCHTUNGSKÖRPER WIRD NUR DURCH DIE KORREKTE ANWENDUNG DER NACHSTEHENDEN ANWEISUNGEN GEWÄHRLEISTET. DIESE SÜSSEN DAHER SORGFÜLIG AUFBEWAHRT WERDEN.
WICHTIGE HINWEISE


Der Beleuchtungskörper darf nicht in feuchten Räumen bzw. im Freien eingesetzt werden.
Bevor irgendwelche Arbeitsgänge ausgeführt werden, muß die Stromversorgung unterbrochen.
Achten Sie darauf, daß die auf dem Beleuchtungskörper angegebene maximale Wattzahl nicht überschritten wird.
Zur Reinigung der Gläser dürfen keine Scheuer- bzw. Lösungsmittel verwendet werden.
Den Beleuchtungskörper während dem Betrieb nicht abdecken.

The symbol mains the use of self-protection lamps, which don't need of any protection screen.

If the external flexible cable or cord of this luminaire is damaged, it shall be exclusively replaced by the manufacturer or his service agent or a similar qualified person in order to avoid a hazard.

Leistung der Gluehbirne.
Anschluss.

(*) 5x 48W	(**) 8x 48W	(***) 12x 48W	(****) 3x 48W
G9	G9	G9	G9

Typ der Gluehbirne. Halopin 
Gerat der Klasse II
Schutzklasse IP20

RU

ВНИМАНИЕ: БЕЗОПАСНОСТЬ ОСВЕТИТЕЛЬНОГО ПРИБОРА ГАРАНТИРОВАНА ТОЛЬКО ПРИ УСЛОВИИ ЕГО ЭКСПЛУАТАЦИИ В СООТВЕТСТВИИ С ПРИВЕДЕННЫМИ НИЖЕ ИНСТРУКЦИЯМИ, КОТОРЫЕ НЕОБХОДИМО СОХРАНИТЬ.
ВНИМАНИЕ:


Осветительный прибор не может быть использован во влажных помещениях или на улице.
Перед выполнением любой операции с осветительным прибором отключить напряжение в сети.
Не превышать максимально допустимую мощность, указанную для данного осветительного прибора.
Никогда не накрывать осветительный прибор в рабочем режиме.
For cleaning the glass do not use any abrasive or solvent materials.

The symbol mains the use of self-protection lamps, which don't need of any protection screen.

If the external flexible cable or cord of this luminaire is damaged, it shall be exclusively replaced by the manufacturer or his service agent or a similar qualified person in order to avoid a hazard.

Максимальная мощность лампочки
Тип цоколя лампочки

(*) 5x 48W	(**) 8x 48W	(***) 12x 48W	(****) 3x 48W
G9	G9	G9	G9

Тип лампочки. Halopin 
Осветительный прибор КЛАССА II
Класс защиты IP20

F

ATTENTION: LA SECURITE DE CET APPAREIL N'EST GARANTIE QUE SI L'ON RESPECTE LES INSTRUCTIONS SUIVANTES. IL EST, PAR CONSEQUENT, INDISPENSABLE DE LES CONSERVER SOIGNEUSEMENT.
AVERTISSEMENTS


Ne jamais utiliser des abrasifs ou des solvants pour le nettoyage des parties en verre.
Avant d'effectuer toute opération, débrancher la tension de réseau.
Veiller à ne pas dépasser la limite maximale des watts indiquée sur l'appareil.
Cet appareil ne peut pas être utilisé dans des pièces humides ni à l'extérieur.
Ne jamais couvrir l'appareil pendant son fonctionnement

The symbol mains the use of self-protection lamps, which don't need of any protection screen.

If the external flexible cable or cord of this luminaire is damaged, it shall be exclusively replaced by the manufacturer or his service agent or a similar qualified person in order to avoid a hazard.

Puissance ampoule.
Culot.

(*) 5x 48W	(**) 8x 48W	(***) 12x 48W	(****) 3x 48W
G9	G9	G9	G9

Type ampoule. Halopin 
Appareil de classe II
Classe de protection. IP20

P

ATENÇÃO: A SEGURANÇA DO APARELHO É GARANTIDA SOMENTE SE FOREM RESPEITADAS AS INSTRUÇÕES. PORTANTO, É NECESSÁRIO CONSERVÁ-LAS.
ADVERTÊNCIAS


For cleaning the glass do not use any abrasive or solvent materials.
Antes de fazer qualquer tipo de operação, desligar a corrente eléctrica da rede.
Prestar atenção para não superar o número de watts indicados para o aparelho.
O aparelho não pode ser utilizado em ambientes húmidos ou no exterior.
Nunca cobrir o aparelho durante o funcionamento.

The symbol mains the use of self-protection lamps, which don't need of any protection screen.

If the external flexible cable or cord of this luminaire is damaged, it shall be exclusively replaced by the manufacturer or his service agent or a similar qualified person in order to avoid a hazard.

Potência máxima da lâmpada.
Tipo de suporte da lâmpada.

(*) 5x 48W	(**) 8x 48W	(***) 12x 48W	(****) 3x 48W
G9	G9	G9	G9

Tipo de lâmpada. Halopin 
Aparelho de CLASSE II
Classe de protecção. IP20

E

ATENCIÓN: LA SEGURIDAD DEL APARATO ESTÁ GARANTIZADA SÓLO POR UN USO ADECUADO DE LAS SIGUIENTES INSTRUCCIONES; POR CONSIGUIENTE, ES PRECISO CONSERVARLAS.
ADVERTENCIAS


For cleaning the glass do not use any abrasive or solvent materials.
Antes de llevar a cabo cualquier tipo de operación, desconectar la tensión de la red.
Prestar atención a no superar el máximo de los vatios indicados en el aparato.
El aparato no podrá utilizarse en ambientes húmedos ni en exteriores.
No cubrir jamás el aparato durante el funcionamiento.

The symbol mains the use of self-protection lamps, which don't need of any protection screen.

If the external flexible cable or cord of this luminaire is damaged, it shall be exclusively replaced by the manufacturer or his service agent or a similar qualified person in order to avoid a hazard.

Potencia máxima de la bombilla.
Potencia máxima de la bombilla.

(*) 5x 48W	(**) 8x 48W	(***) 12x 48W	(****) 3x 48W
G9	G9	G9	G9

Casquillo de la bombilla. Halopin 
Aparato CLASE II
Clase de protección IP20

- Procedere al montaggio seguendo le operazioni in ordine numerico progressivo.
- Proceed with assembling following the operations in progressive numerical order.
- Arbeitsgänge in numerischer Ordnung ausführen, um das Gerät zu installieren.
- Il faut procéder à le montage exécutant les opérations par l'ordre numérique progressif.
- Proceder al montaje siguiendo las operaciones en orden numerico progresivo.
- Proceder a montagem Segundo as instruções em ordem numerica progressiva.

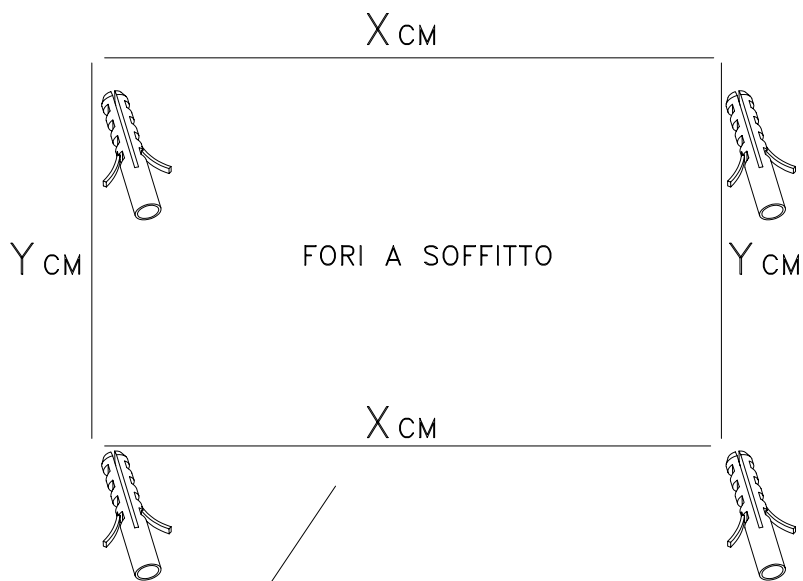
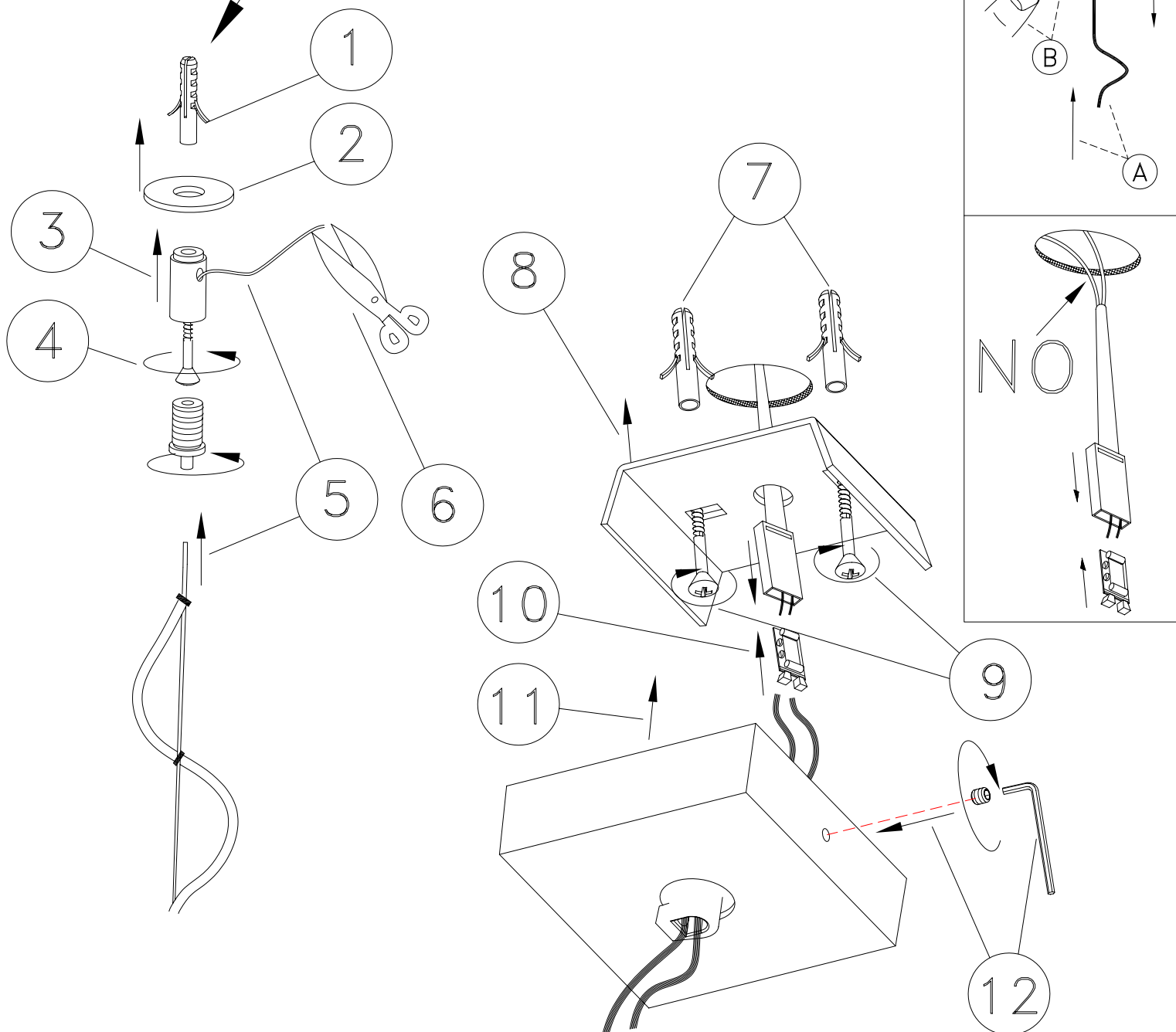


TABELLA FORI A SOFFITTO

	X	Y
D28A05	72	/
D28A07	48	48
D28A09	48	24
D28A11	72	48
D28A14	24	/



D28A05-A07-A09-A11-A14-A55-A64